

# Coptic Lesson 3

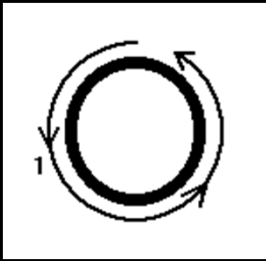
# Review of Lesson 1


Letter	Shape	Pronunciation	Example
<i>Alpha</i>	Α α	A	
<i>Vita</i>	B β	V B	ΑΒΒΑ
<i>Eyy</i>	€ €	E	
<i>Zeta</i>	Ζ ζ	Z	Ζαζ

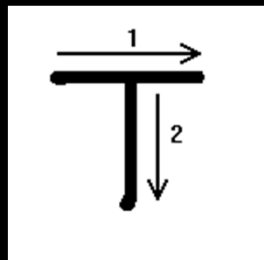
# Review of Lesson 2


Letter	Shape	Pronunciation	Example
<i>Yota</i>	l ı	/	ıǎβ
<i>Kappa</i>	Ɔ Ɔ	Ɔ	Ɔıǎ
<i>Mey</i>	U u	M	uǎ
<i>Ney</i>	Ɔ Ɔ	N	ƆǎƆ

**Coptic Letters that look  
like English letters and  
are pronounced similarly**

<i><b>Letter</b></i>	<i><b>Shape</b></i>	<i><b>Pronun- ciation</b></i>	<i><b>How to write it</b></i>
<i><b>O</b></i>	<b>O o</b>	<i><b>O</b></i> (as in <b><u>NO</u>T</b> )	

<i><b>Letter</b></i>	<i><b>Shape</b></i>	<i><b>Pronun- ciation</b></i>	<i><b>How to write it</b></i>
<i><b>Sima</b></i>	<b>C c</b>	<i><b>S</b></i> (as in <b><u>C</u>ITY</b> )	


<i>Letter</i>	<i>Shape</i>	<i>Pronun- ciation</i>	<i>How to write it</i>
<i>Tav</i>	𐤐 𐤑	<i>T</i> (as in <u>T</u> EST)	

<i>Letter</i>	<i>Shape</i>	<i>Pronun- ciation</i>	<i>How to write it</i>
<i>Oo</i>	Ū ŵ	Long Oa (as in <i><u>B</u>oard</i> )	



*Let's read some easy words  
using these letters*


<i>Word</i>	<i>Pronunciation</i>	<i>Meaning</i>
Ἱαοc	<i>Ta-oos</i>	<i>Peacock (Arabic: Ta-oos)</i>



<i>Word</i>	<i>Pronunciation</i>	<i>Meaning</i>
• CNE	<i>Es-ne</i>	<i>The city of Esna in Egypt</i>



<i>Word</i>	<i>Pronunciation</i>	<i>Meaning</i>
Cook	Soak	Close (Arabic: "sok")



<i>Word</i>	<i>Pronunciation</i>	<i>Meaning</i>
CINĀ	<i>Se-na</i>	<i>The city of Sinai, Egypt</i>

