

Sunday School Grade 7

A.G.A.P.E. Curriculum

[Appreciating God-Given Abilities of Persons with Exceptionalities]



Coptic Orthodox Diocese of the Southern United States

Under the Auspices of His Grace Bishop Youssef

Πατρισταρκοπος ηρεμνημω ηορθοδοζος ητε ηιθωψ ετρωπι ετσαρης

Sunday School Grade 7

A.G.A.P.E. Curriculum

- The AGAPE curriculum is for exceptional student education [ESE] for Sunday School. It is designed by the Coptic Orthodox Diocese of the Southern United States.
- This is a modified curriculum designed for individuals with special needs.
- This curriculum is intended to be taught alongside with the general Sunday School program for each grade.

Sunday School Grade 7

A.G.A.P.E. Curriculum

- Inclusion is an important aspect of the social and learning paradigm of individuals with special needs.
- Stewards serving children and youth with special needs should try to integrate the students in the mainstream classes for as much time as can be tolerated by the student with special needs.
- Integration and inclusion foster friendships among the same age peer group.

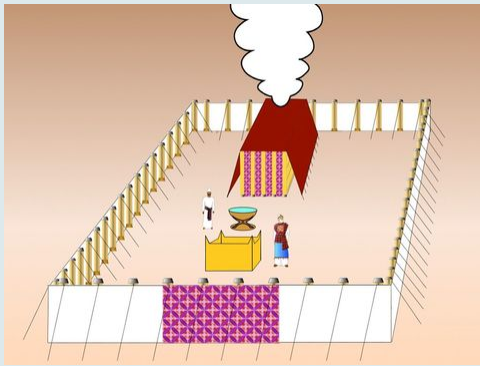
Preparation for The Tabernacle of Meeting

Lessons for the Month of October

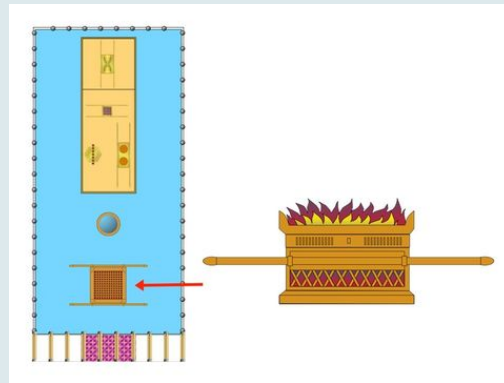
- **Lesson Outline: Week 2**
 - Outside the Holy is the altar of burnt offering. Similar to Jesus Christ was crucified outside the city.
 - The laver is where the priest washed themselves before entering the Holy. Resembles the communion.
 - The golden lampstand is inside the Holy. Resembles St. Mary who carried the light of the world.
 - The table of showbread represent Christ as the bread of Life. This is a sign of the fullness from the bread of life that never ends or empties.
 - The altar of incense is outside the Holy of Holies. The incense is a symbol of the pleasant aroma of the accepted sacrifice of our Lord on the cross.
 - All the material for the tabernacle was offered by the Israelites in abundance. We should give in abundance to the house of the Lord to cover all its needs.

Word Bank

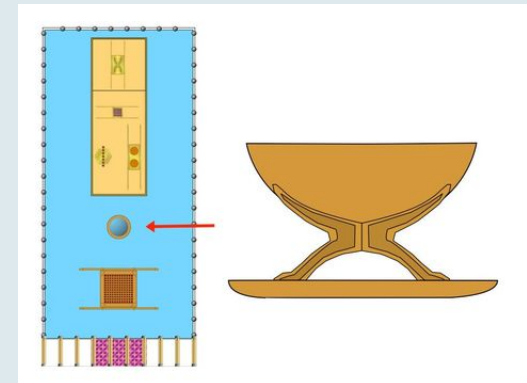
- Tabernacle



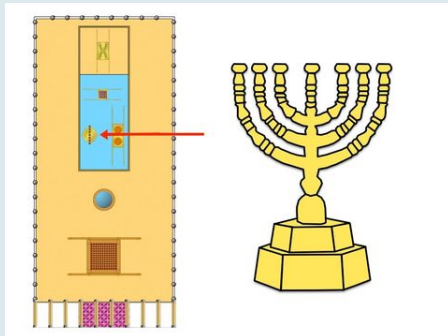
- Altar



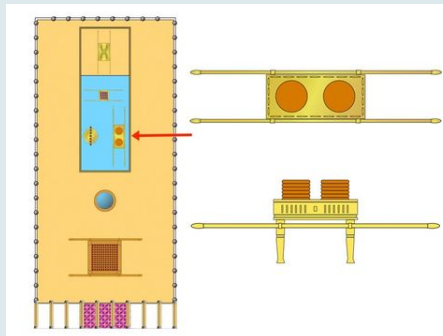
- Laver



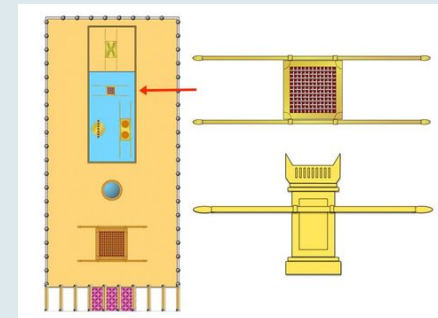
- Lampstand



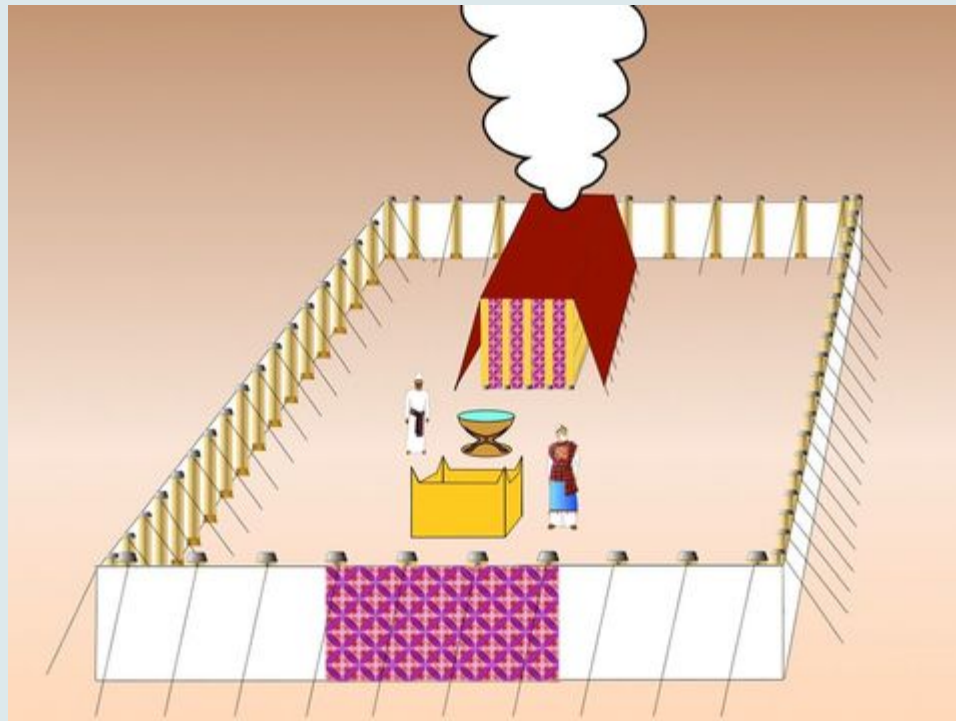
- Showbread



- Incense



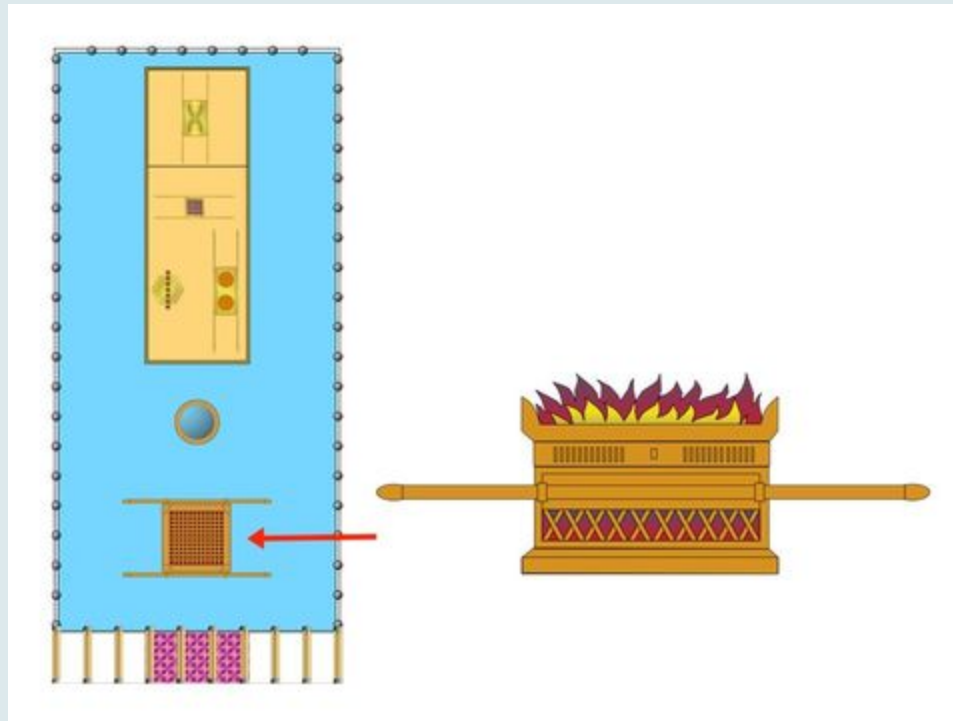
Objective: To learn the structure and contents of the tabernacle. To know its symbols.



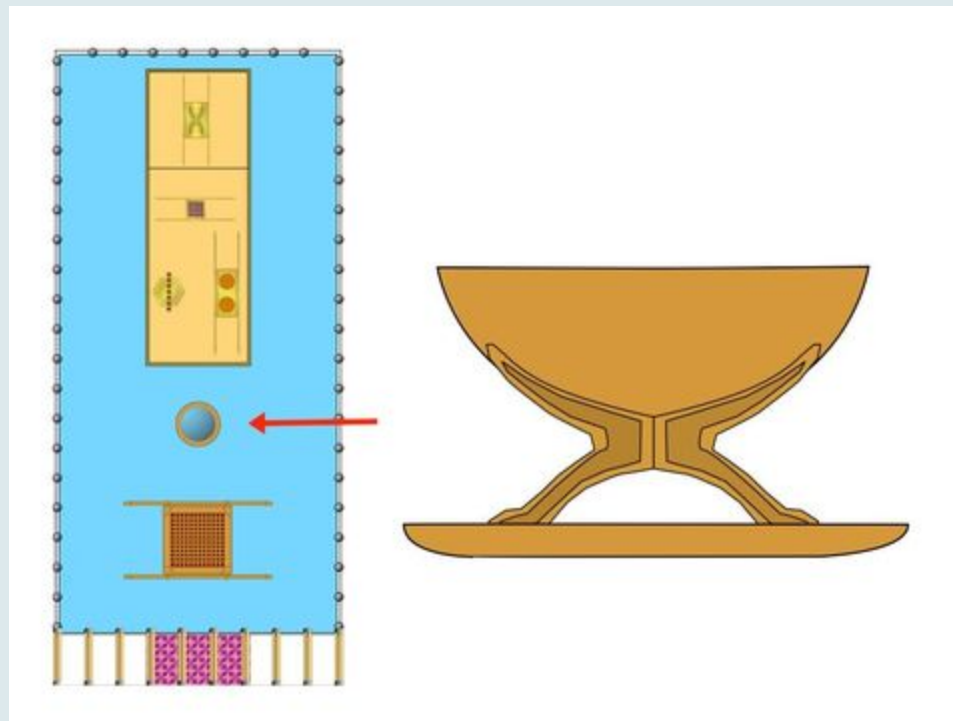
**Memory Verse: “Let them make me a sanctuary, that I may dwell among them”
(Exodus 25:8)**



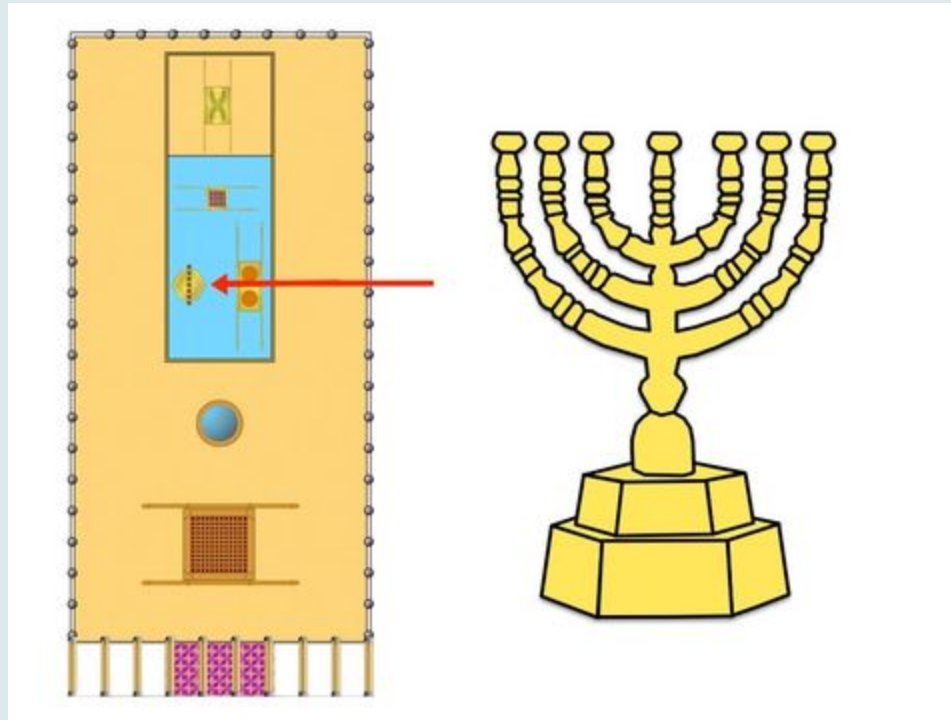
Outside the Holy is the altar of burnt offering. Similar to Jesus Christ was crucified outside the city.



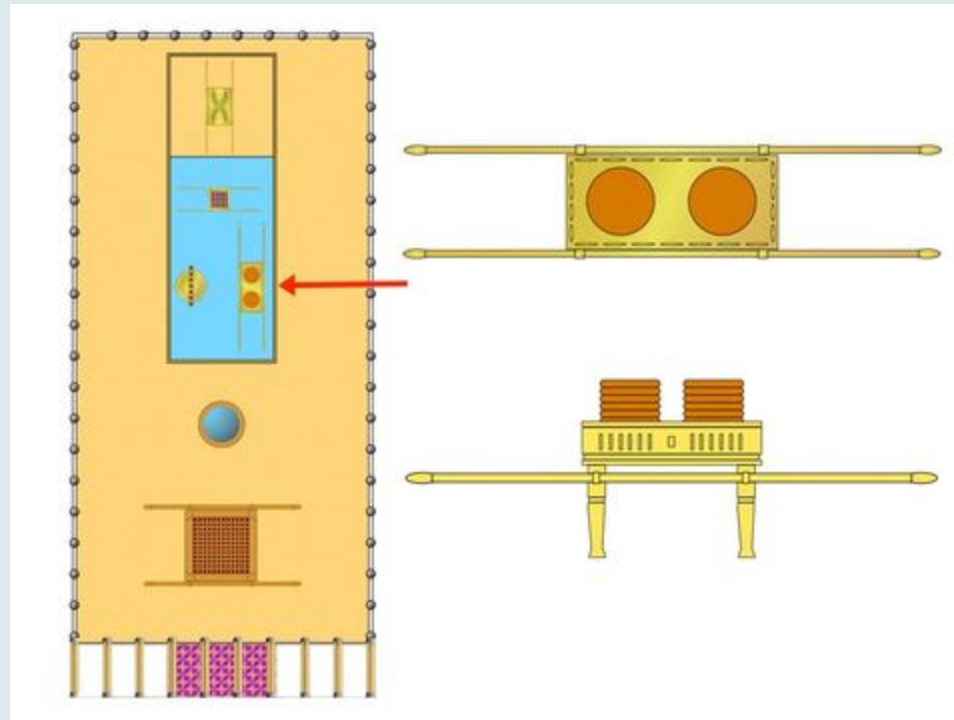
The laver is where the priest washed themselves before entering the Holy. Resembles the communion.



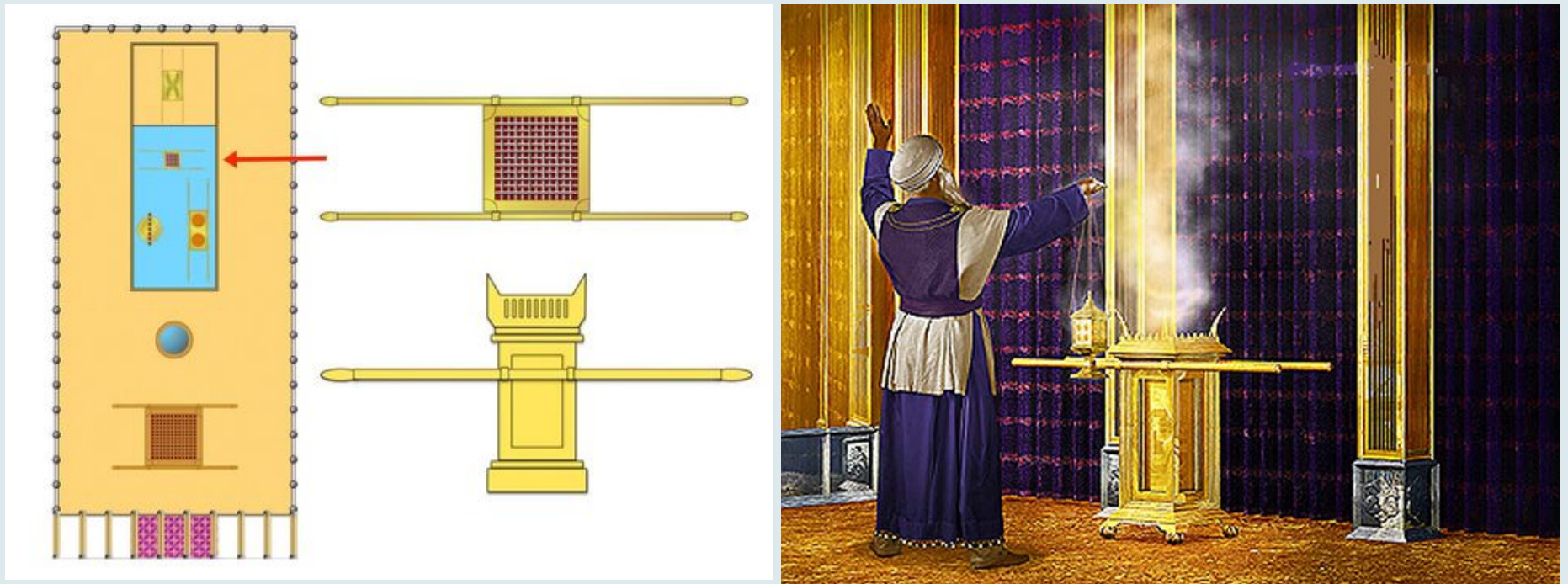
The golden lampstand is inside the Holy. Resembles St. Mary who carried the light of the world.



The table of showbread represent Christ as the bread of Life. This is a sign of the fullness from the bread of life that never ends or empties.



The altar of incense is outside the Holy of Holies. The incense is a symbol of the pleasant aroma of the accepted sacrifice of our Lord on the cross.



All the material for the tabernacle was offered by the Israelites in abundance. We should give in abundance to the house of the Lord to cover all its needs.



The Tabernacle of Meeting

Lessons for the Month of October

- **Conclusion**
 - Outside the Holy is the altar of burnt offering. Similar to Jesus Christ was crucified outside the city.
 - The laver is where the priest washed themselves before entering the Holy. Resembles the communion.
 - The golden lampstand is inside the Holy. Resembles St. Mary who carried the light of the world.
 - The table of showbread represent Christ as the bread of Life. This is a sign of the fullness from the bread of life that never ends or empties.
 - The altar of incense is outside the Holy of Holies. The incense is a symbol of the pleasant aroma of the accepted sacrifice of our Lord on the cross.
 - All the material for the tabernacle was offered by the Israelites in abundance. We should give in abundance to the house of the Lord to cover all its needs.
- To God be the glory, forever, Amen.

Resources

- Application
 - Coordinate a time for A.G.A.P.E. students to interact with non- A.G.A.P.E. students.
- Activities—Customize according to student abilities, speech, and fine and gross motor skills.
 - Coloring/Painting
 - Cut and Paste
 - Music/Games
- References
 - <http://www.suscopts.org/ssc/Grade07.pdf>